

2021

WRAP UP SUMMARY REPORT

NETWORK : SAP Server Uplift

**LET'S DO IT TOGETHER
MOVING FORWARD TO INDUSTRY 4.0**



IT DEPARTMENT



SAP[®]



Moving Forward To Industry 4.0

1.0 Introduction:

- Upgrade existing SAP Server Specs

2.0 Objective:

- To optimized systems accelerate performance
- To minimum server down time
- To improve system reliability



3.0 Server Landscape

The additional SAPS (RAM and CPU) required to cater the system usage and done for upgrade as below;

PRD	CPU	RAM (GB)	SAPS
Previous Specification	4	16	4000
Current Specification	8	32	8000



4.0 System Availability

Monthly Indicators - ERP PRD SAP ECC 6.0 PRD (PRDPT)

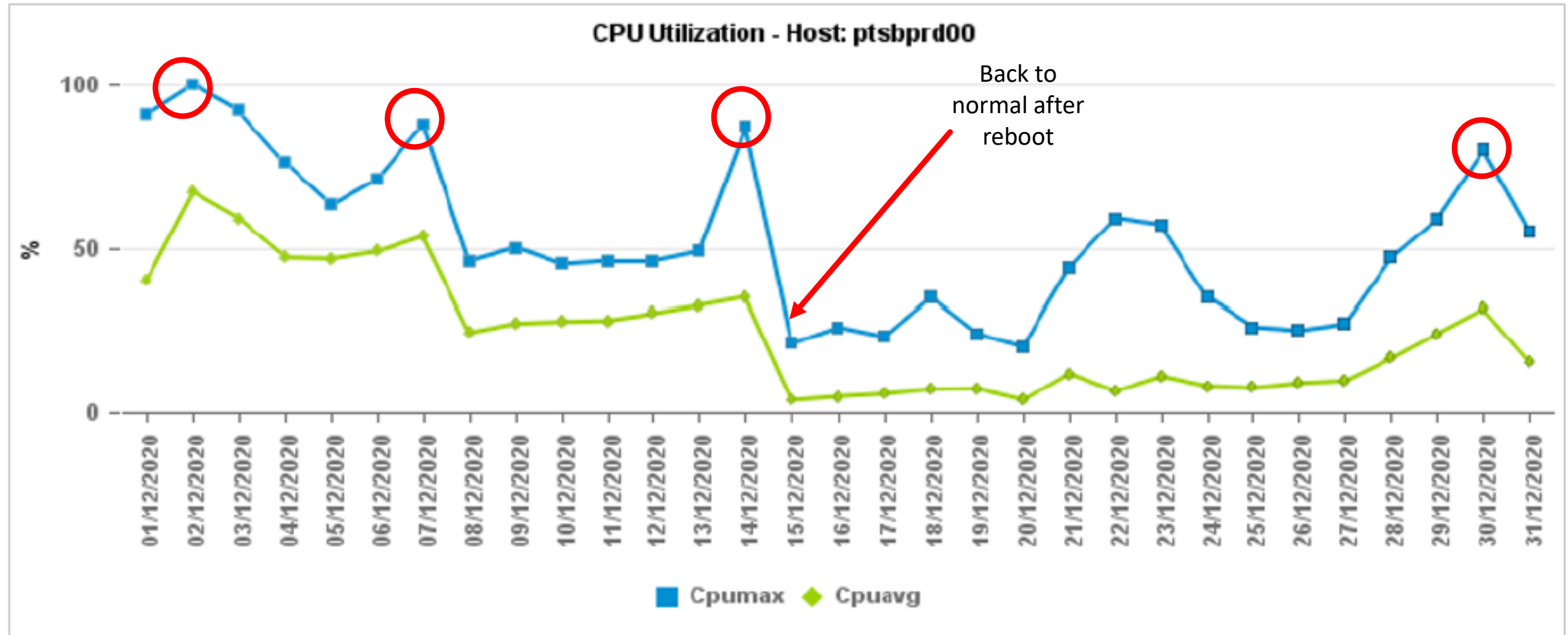
Criteria - SLA	Current	Contract	Rating	Trend
Availability per month	100 %	99.5 %	✓	➔
Dialog response time	184.3 ms	1,000 ms	✓	➡

**Note: The Dialog response times for March 2021 was 825.9 ms, after server uplift on 9th April, the system Dialog response is more efficient*



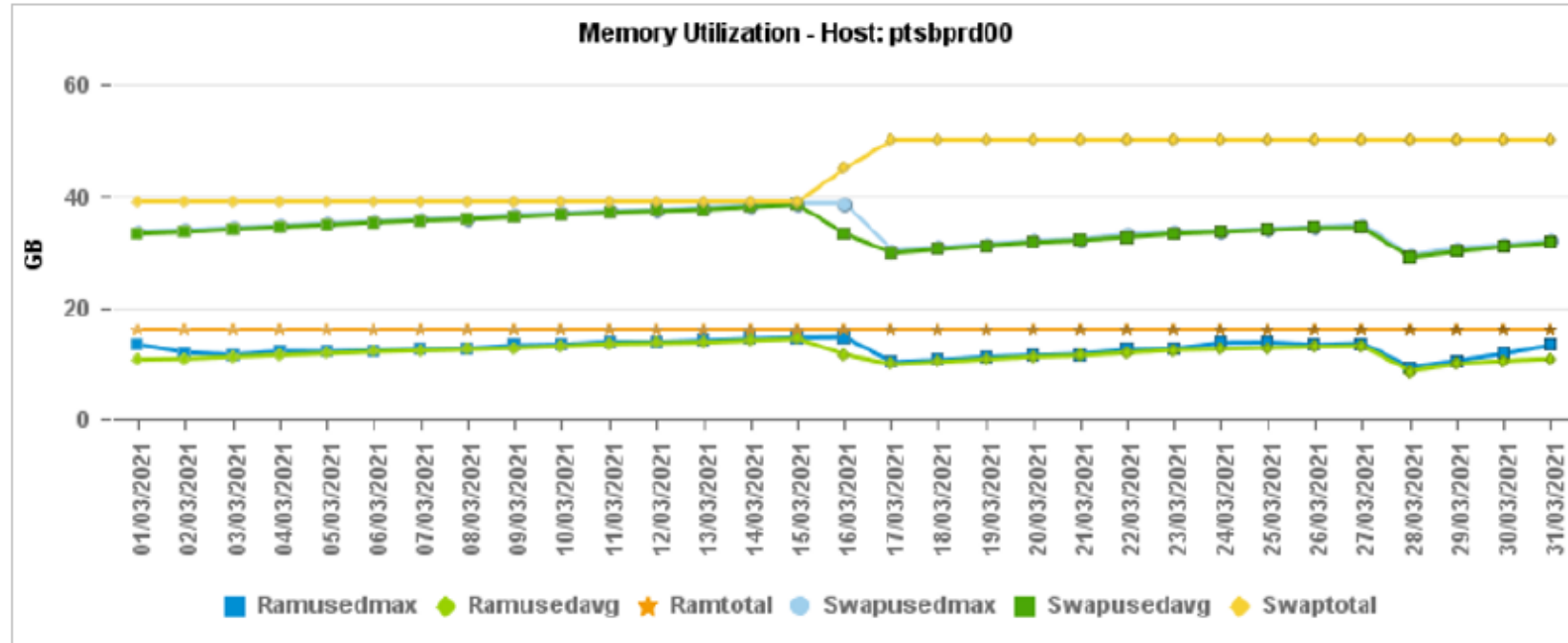
5.0 CPU, Memory, SWAP Utilization

- Before uplift



5.0 CPU, Memory, SWAP Utilization

- Before uplift



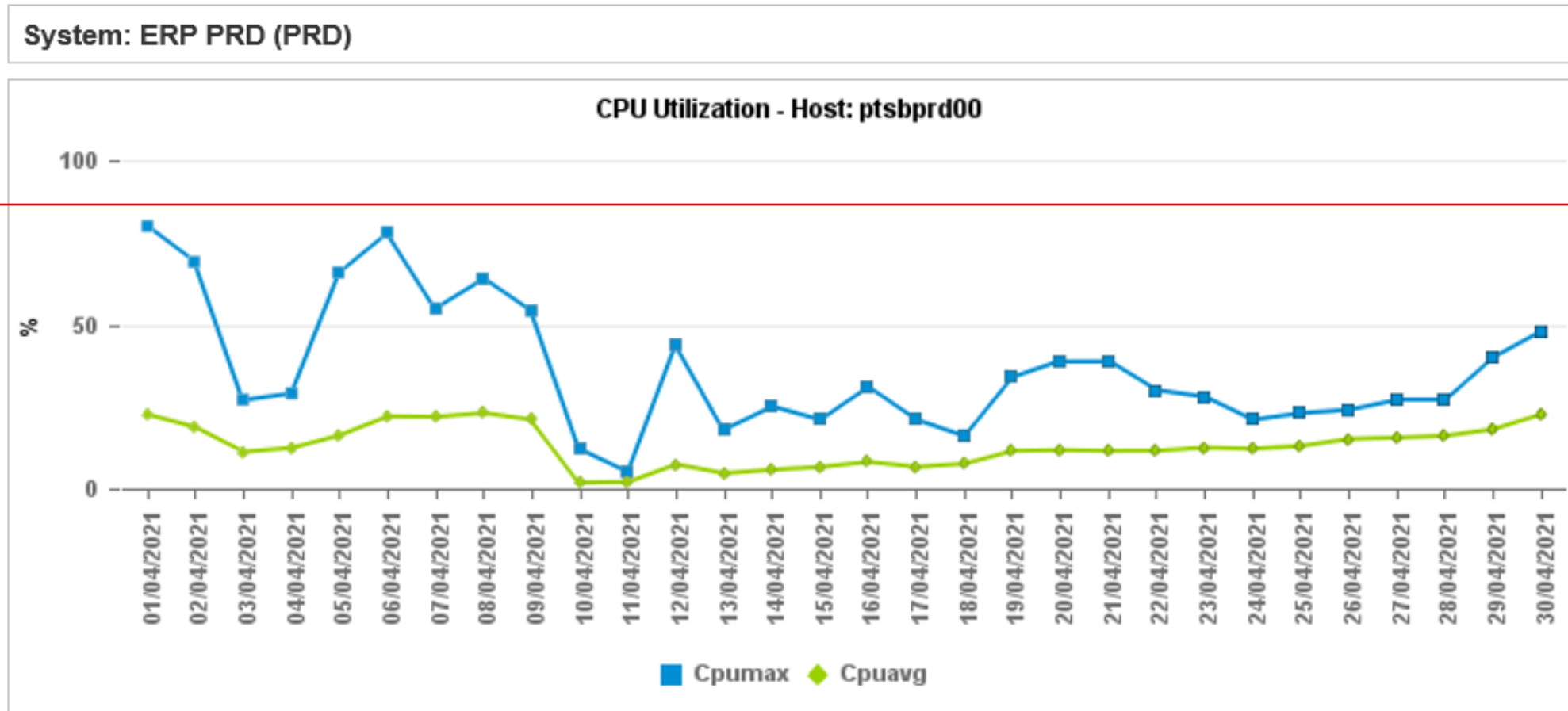
Event Date	Description
16.03.2021 10:00 AM	Received an info from PTM (Kelvin) that PRD 700 having issue on Printing [-9002150015] Print No Response
16.03.2021 10:15 AM	During the check, found that issue related to swap memory, and the pagefile increased to 35Gb of total drive.
16.03.2021 11.30 AM	System back to normal and printing issue resolved.

The permanent solution to uplift the server PRD (ptsbprd00) from 4000 SAPS to 8000 SAPS has been scheduled on 9th April 2021, and with this uplift it will reduce the resource memory outage issue that happen frequently every month.



5.0 CPU, Memory, SWAP Utilization

- After uplift

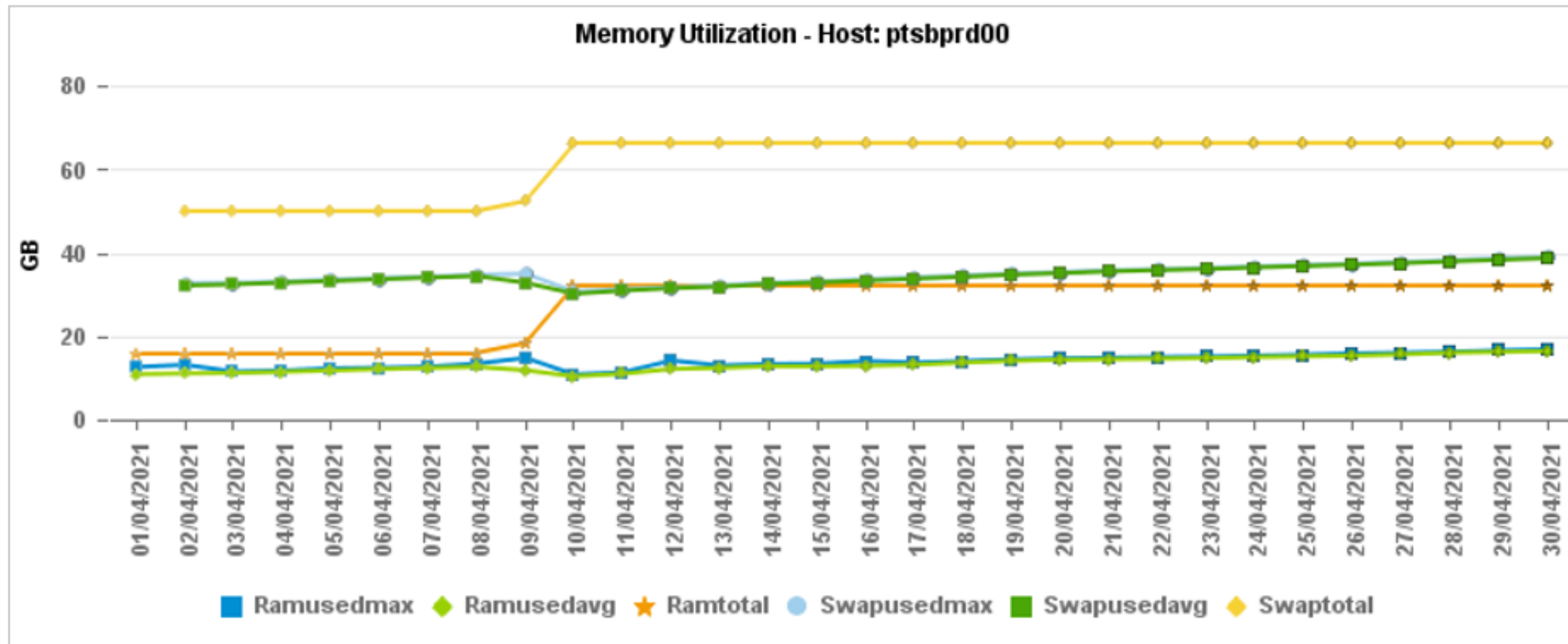


Keep below 80 usage



5.0 CPU, Memory, SWAP Utilization

- After uplift



Event Date	Description
09.04.2021	The server PRD (ptsbprd00) uplift from 4000 SAPS to 8000 SAPS was completed. We can see that the RAM total graph has increase to 32Gb



6.0 Dialog Response Time

- Example taken ZSDR007– March 2021

Instance	TOTAL	First record	01.03.2021	00:00:00
Period	03/2021	Last record	31.03.2021	23:59:59
Task type	All	Time period	31	Day(s) 00:00:00

Times Database Parts of response time GUI times All data

Transaction profile: Times: T Total time (s), Ø Time/step (ms)

Task type Aggregation [Icons]

Report/Transaction	Name of Background Job	# Steps	T Response Time	Ø Time	Process.	Avg. Proc. Time	T CPU~	Ø CPU~	T DB Time	Ø DB Time	T Time	Ø Time	T Roll Wait Time	Ø Roll Wait Time	T WaitTime	Ø WaitTime
ZSDR007		392	231,146	589,657.9	179	456.3	356	908.4	230,581	588,217.1	0.0	0.0	392	1,001.1	0	0.
RFC		431,275	184,074	426.8	170,850	396.2	8,513	19.7	4,461	10.3	0.0	0.0	8,200	19.0	185	0.
RSLDAGDS	SAP_SLD_DATA_COLLECT	8,237	166,228	20,180.6	162,819	19,766.8	2,880	349.7	3,297	400.2	0.0	0.0	0	0.0	1	0.
ZMMR002		5,104	37,852	7,416.1	3,719	728.6	6,329	1,240.1	31,531	6,177.7	0.0	0.0	2,580	505.4	11	2.
ME2N		46,437	35,542	765.4	13,190	284.0	19,048	410.2	18,504	398.5	0.0	0.0	3,779	81.4	19	0.
ZFIF001		203	26,128	128,708.0	17,122	84,343.0	18,219	89,747.2	8,986	44,266.1	0.0	0.0	18	89.1	1	6.
ZMMF003		64,123	24,764	386.2	19,788	308.6	2,069	32.3	938	14.6	0.0	0.0	3,907	60.9	33	0.
CO11		267,066	20,512	76.8	8,054	30.2	10,016	37.5	8,082	30.3	0.0	0.0	3,097	11.6	121	0.
SESSION_MANAGER		59,098	20,364	344.6	4,240	71.7	1,502	25.4	3,322	56.2	0.0	0.0	12,644	214.0	49	0.
MB51		115,706	20,274	175.2	5,438	47.0	4,622	39.9	9,706	83.9	0.0	0.0	4,978	43.0	34	0.
RSPWP00		57,464	16,693	290.5	16,276	283.2	244	4.3	202	3.5	0.0	0.0	0	0.0	199	3.
MB52		97,602	14,828	151.9	2,718	27.8	2,639	27.0	1,461	15.0	0.0	0.0	10,473	107.3	43	0.
MIGO		113,562	14,754	129.9	9,810	86.4	3,735	32.9	1,613	14.2	0.0	0.0	2,957	26.0	60	0.
AutoABAP		8,923	14,586	1,634.7	12,262	1,374.2	4,097	459.2	2,109	236.4	0.0	0.0	0	0.0	5	0.
VL01N		104,003	10,652	102.4	3,001	28.9	2,874	27.6	2,017	19.4	0.0	0.0	5,190	49.9	104	1.
MMBE		19,943	9,077	455.2	3,212	161.0	1,227	61.5	811	40.7	0.0	0.0	4,983	249.9	12	0.
/BDL/TASK_SCHEDULER	/BDL/TASK_PROCESSOR	744	7,499	10,079.3	7,460	10,026.8	17	23.5	36	48.4	0.0	0.0	0	0.0	0	0.
FAGLB03		8,792	6,663	757.9	3,254	370.1	3,213	365.5	2,293	260.8	0.0	0.0	1,083	123.2	15	1.
VA32		56,499	6,241	110.5	3,443	60.9	1,830	32.4	1,142	20.2	0.0	0.0	1,517	26.9	25	0.
MPER		4,127	6,186	1,488.0	3,112	51.5	231	55.8	5,688	1,378.4	0.0	0.0	274	66.5	2	0.

*Note: The total average response time for the longest report of March 2021 ZSDR007 is 589,657.9 ms



6.0 Dialog Response Time

- Example taken ZSDR007– April 2021

Instance	TOTAL	First record	01.04.2021	00:00:00
Period	04/2021	Last record	30.04.2021	23:59:59
Task type	All	Time period	30 Day(s)	00:00:00

Times Database Parts of response time GUI times All data

Transaction profile: Times: T Total time (s), Ø Time/step (ms)

Task type Aggregation

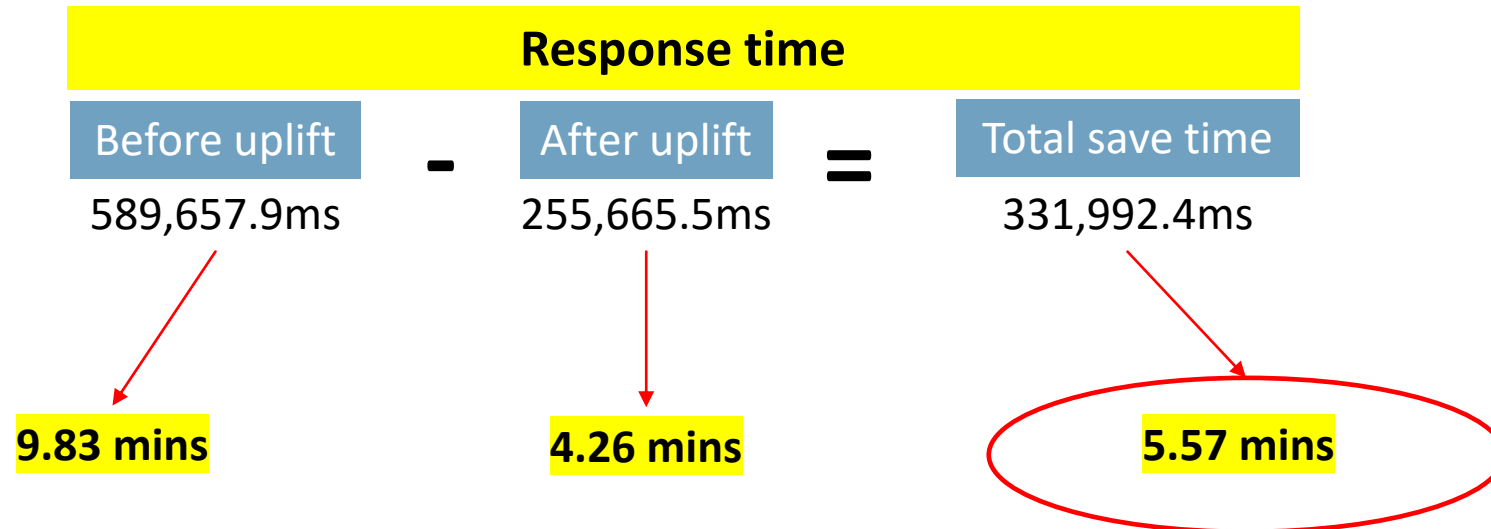
Report/Transaction	Name of Background Job	# Steps	T Response Time	Ø Time	Process.	Avg. Proc. Time	T CPU~	Ø CPU~	T DB Time	Ø DB Time	T Time	Ø Time	T Roll Wait Time	Ø Roll Wait Time	T WaitTime	Ø WaitTime
RFC		419,262	199,575	476.0	166,143	396.3	8,355	19.9	4,129	9.8	0.0	0.0	28,843	68.8	111	0.
ZSDR007		255	65,195	255,665.5	789	3,095.7	868	3,402.4	64,043	251,147.9	0.0	0.0	363	1,423.9	0	0.
ME2N		42,768	36,855	861.8	13,835	323.5	20,379	476.5	18,804	439.7	0.0	0.0	4,163	97.3	8	0.
ZMMR002		5,279	35,499	6,724.6	4,754	900.6	8,889	1,683.9	27,555	5,219.7	0.0	0.0	3,177	601.7	2	0.
MB51		130,405	25,823	198.0	3,503	26.9	3,469	26.6	14,594	111.9	0.0	0.0	7,590	58.2	16	0.
ZMMF003		63,337	25,137	396.9	20,102	317.4	1,965	31.0	797	12.6	0.0	0.0	4,135	65.3	12	0.
/BDL/TASK_SCHEDULER /BDL/TASK_PROCESSOR		720	19,018	26,413.6	18,995	26,381.3	14	18.9	21	28.9	0.0	0.0	0	0.0	0	0.
SESSION_MANAGER		74,642	18,311	245.3	5,179	69.4	1,514	20.3	1,552	20.8	0.0	0.0	11,458	153.5	22	0.
MB52		94,113	18,184	193.2	2,853	30.3	2,831	30.1	1,435	15.3	0.0	0.0	13,752	146.1	18	0.
CO11		275,608	17,503	63.5	7,790	28.3	8,861	32.2	5,389	19.6	0.0	0.0	3,117	11.3	85	0.
MIGO		120,168	16,367	136.2	11,177	93.0	3,795	31.6	1,389	11.6	0.0	0.0	3,455	28.7	39	0.
AutoABAP		8,628	14,089	1,632.9	11,764	1,363.5	4,088	473.8	2,126	246.4	0.0	0.0	0	0.0	3	0.
RSPOWP00		55,240	13,928	252.1	13,726	248.5	212	3.8	146	2.7	0.0	0.0	0	0.0	41	0.
VL01N		102,368	10,622	103.8	2,917	28.5	2,727	26.6	1,743	17.0	0.0	0.0	5,651	55.2	28	0.
S_P00_07000139		3,418	9,444	2,763.0	3,778	1,105.3	5,276	1,543.7	5,314	1,554.7	0.0	0.0	349	102.0	0	0.
MMBE		17,139	8,517	496.9	3,202	186.8	1,034	60.3	695	40.6	0.0	0.0	4,566	266.4	5	0.
VA32		58,239	7,292	125.2	3,549	60.9	1,920	33.0	1,220	20.9	0.0	0.0	2,400	41.2	12	0.
MB5B		4,856	7,249	1,492.9	310	63.9	488	100.4	6,719	1,383.6	0.0	0.0	211	43.5	1	0.
ME21N		29,918	6,065	202.7	1,213	40.5	1,427	47.7	879	29.4	0.0	0.0	3,889	130.0	10	0.
EACLR03		9,556	5,873	614.6	2,004	209.7	1,854	184.0	2,603	273.3	0.0	0.0	1,246	120.4	2	0.

*Note: Total response time ZSDR007 report for April 2021 is more efficient and decreased to 255,665.5 which it cut 50% of response time of March 2021



6.0 Dialog Response Time

- Example taken ZSDR007– March 2021 (Before) vs April 2021 (After)



** ZSDR007 is used to generate Monthly Sales Report for auto send email.



7.0 Unplanned Downtime

- No unplanned downtime for month of April 2021

Plastictecnic (M) Sdn Bhd (All customers)

Table | Calendar

From: 2021-04-01 | Range: Choose range | Teams: Select options
Until: 2021-04-30 | State: All

Show | New | Mass Downtimes

Display 25 records per page | Browse table

<input type="checkbox"/>	Tag	Type	State	System Service	Start (Duration)	Description	Editor	Downtime category	Ticket no.
<input type="checkbox"/>	[PTM]	Finished	●	PTM ERP Production SAP ECC 6.0 PRD - (Full Service) (PRDPTMMY01)	2021-04-09 20:00 (0 Days, 3 Hours, 0 Min.)	Server Uplift ptsbprd00	Azlam, Azwan	Planned Maintenance (not SLA relevant)	9002155687

Showing 1 to 1 of 1 entries | First | Previous | 1 | Next | Last



8.0 Conclusion

- This project is success and able to achieve the objectives.
- After a month monitor, there are no more unexpected problem root cause from memory and CPU usage.

