



## SUMMARY REPORT FOR PROJECT YEAR 2021



## Plastictecnic Product Profile Management System (PPPMS)

## 1.0 Introduction

Project Product Profile Management (PPPMS) is tracking management system that allows users to manage information of product profile and trace the status and location of item recently.

This system stores all element relate to product profile and can be view based on several role which includes admin, engineer, Head of Department (HOD) and planner.

## 2.0 Objectives

1. Track new and current product profile
2. Manage and generate report product profile and for printing profile
3. Search and maintain product profile information time by time

## 3.0 System Features

#	FEATURES	ADMIN	Head of Department(HOD)	Engineer	Planner
1	Login	✓	✓	✓	✓
2	Manage Staff and customer record, role	✓			
3	Add and manage Item,pail, material,SAP,tooling, packaging,process,machine and color list	✓		✓	
4	Create new and manage Product Profile	✓		✓	
5	Create and manage Product Profile-Printing list and management)	✓		✓	
6	Manage profile details and change password	✓	✓	✓	
7	View Dashboard	✓	✓	✓	
8	View Summary	✓	✓	✓	✓
9	Remove product profile	✓			
10	Approve/verified product profile	✓	✓		

## 4.0 Team

### IT Department

System requirement &  
user testing by

#### Engineering Department

1. Mr Kumar
2. Mr Ong
3. Ms Bg
4. Mr Seong
5. Mr Tan

AMAR SYARIFUDDIN  
IT SUPPORT

*Hardware & Software  
Setup*

KELVIN TAN  
IT EXECUTIVE

*Domain & Hosting  
Configuration*

NURUL HILWADIANA  
IT PROGRAMMER

*UI/UX Design  
Back-end Developer*

## 5.0 Project Timeline

#	TASK	PIC	2021															
			May				June				July				August			
Product Profile Management System(PPMS)			W1	W2	W3	W4	W5	W6	W7	W8	W9	W10	W11	W12	W13	W14	W15	W16
1	Project kick off meeting	All			■													
2	Hardware Preparation	IT				■												
3	Development	IT					■	■	■	■	■	■	■	■				
4	UAT	IT										■	■	■				
5	User Training	User and IT													■			
6	Go Live & Test Run	All														■		
7	Documentation	IT																

## 6.0 Requirement



**LAPTOP**  
DELL intel CORE i5



**MOBILE PHONE**



**SOFTWARE**  
Xampp, Sublime,  
Notepad++, sQL,Git



**ACCESS POINT**  
UNIFI

# 7.0 Planning



## PHASE 1

- Confirm workflow
- Gather information from HR Department
- Prepare Hardware and software
- Design database



## PHASE 2

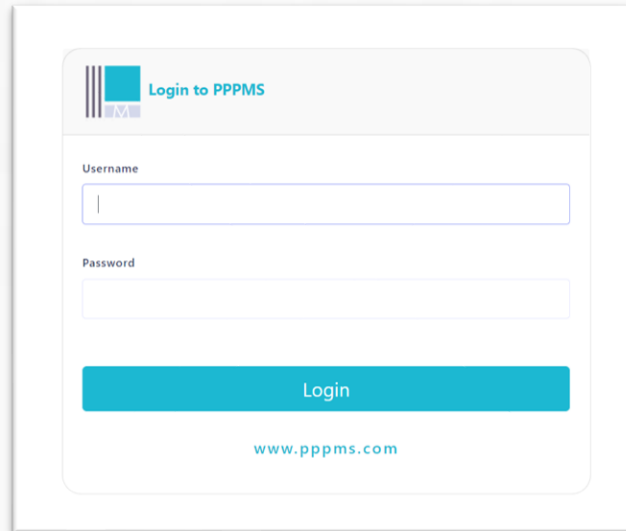
- Design UI/UX interface
- Develop system Process
- Perform User Acceptance Test(UAT)




## PHASE 3

- Staff Training
- Go Live

# 8.0 Appendix



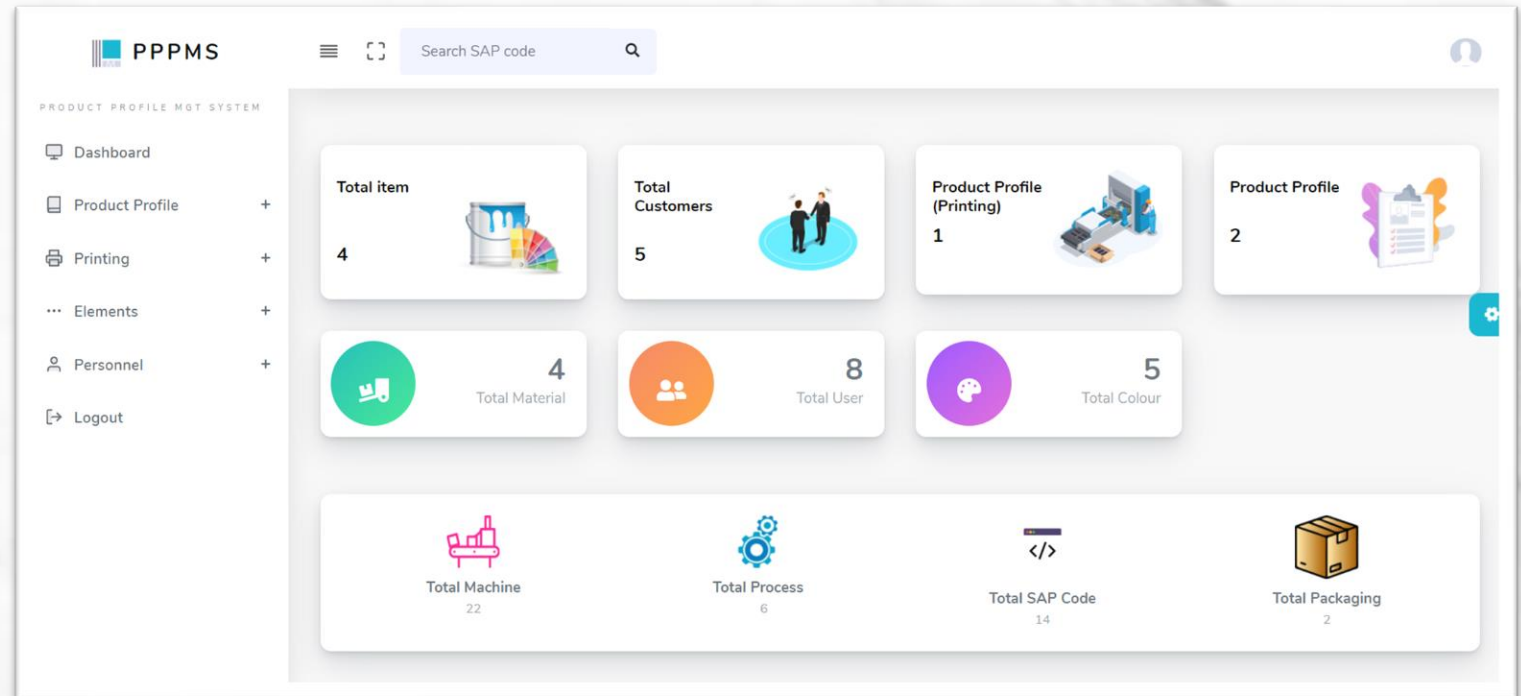

**Login to PPPMS**

Username

Password

[www.pppms.com](http://www.pppms.com)

Login form



**PPPMS** Search SAP code

PRODUCT PROFILE MGT SYSTEM

- Dashboard
- Product Profile +
- Printing +
- Elements +
- Personnel +
- Logout

<b>Total item</b> 4	<b>Total Customers</b> 5	<b>Product Profile (Printing)</b> 1	<b>Product Profile</b> 2
<b>Total Material</b> 4	<b>Total User</b> 8	<b>Total Colour</b> 5	
<b>Total Machine</b> 22	<b>Total Process</b> 6	<b>Total SAP Code</b> 14	<b>Total Packaging</b> 2

Dashboard view show total item, total customers, product profile, total material, total user, total color, total machine, total process, total SAP code and total packaging. This view only available for admin and engineer roles.

### New Product

Part Code

Customer

Mould maker

Mould year

Cycle time

PRODUCT PROFILE MGT SYSTEM

- Dashboard
- Product Profile +
- Printing +
- Elements -
  - Item
  - Pail
  - Material
  - SAP
  - Tooling
  - Packaging
  - Process
  - Machine
  - Color

Search SAP code

#### Item List

[Add item](#)

#	Item Code	Item Status	Item Location	Remarks	Created on	Edit	Delete
1	1618-CS4 Cover2	Obsolete	Nilai	test2	2021-05-10 08:33:13		
2	1620-8 Pail	Active	Subcontractor	test2	2021-05-10 08:34:02		
3	1620-4	Inactive	Nilai		2021-05-21 09:47:13		
4	CIM388/CIM459	Active	Bangi		2021-10-04 15:19:19		

Search

Settings

#### Add item

Item code

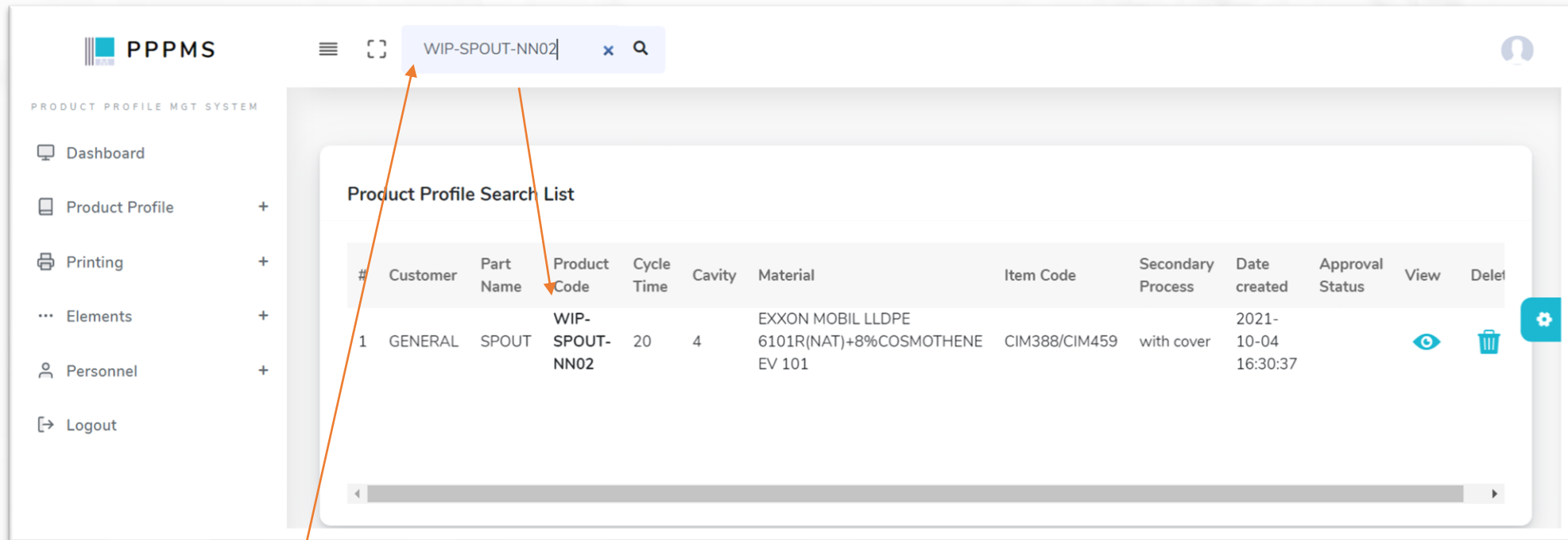
Item status

Item location

Remarks

Save!

Adding element and new product profile





PPPMS

PRODUCT PROFILE MGT SYSTEM

- Dashboard
- Product Profile
- Printing
- Elements
- Personnel
- Logout

### Product Profile Search List

#	Customer	Part Name	Product Code	Cycle Time	Cavity	Material	Item Code	Secondary Process	Date created	Approval Status	View	Delete
1	GENERAL	SPOUT	WIP-SPOUT-NN02	20	4	EXXON MOBIL LLDPE 6101R(NAT)+8%COSMOTHENE EV 101	CIM388/CIM459	with cover	2021-10-04 16:30:37			

Search Product Profile using SAP code



Plastictecnic (M) Sdn Bhd

**PRODUCT PROFILE**

Date Printed: 25-10-2021

Product	WIP-SPOUT-NN02	Last update	04-10-2021 @ 04:10
Mould Maker	MULTECH	Mould Year	2015
Part Name	SPOUT	Rev	1
Item Code	CIM388/CIM459	Rev. Remark	
Customer	GENERAL	Approval	

No	Description	Particular	Remarks
1	Cycle Time(s)	20	
2	Cavity	4	
3	MVC Tonnage	M1A HAITIAN (390T)	
4	Weight(g)	Part Weight : 44 ± 10 Runner 1 Weight : 0 ± 10 Runner 2 Weight : 0 ± 10 Runner 3 Weight : 0 ± 10 <hr/> Total Weight : 44 ± 10	
5	Material	EXXON MOBIL LLDPE 6101R(NAT)+8%COSMOTHE NE EV 101	LLDPE- LD01+EVA-0002
6	Color	BK20 - Black :: SH73 19673-CRX(1%)	
7	Output/Hours(pcs)	180	
8	Output/Day(pcs)	4050	
9	Manpower	1	
10	Packaging	Type:PE Bag Description : PB-2475007-NAT-1#:HDPE NAT 24X75'X0.07MM (C5)-VIRGIN Quantity : 400 Palletize : Pallet	Only for CR32
11	Secondary process	with cover	W COVER
12	Tooling	Code:1620-7 Pall Dimension :2x2 Weight :12	test
PHOTO			

# Summary list for product profile



Plastictecnic (M) Sdn Bhd

**PRODUCT PROFILE LIST**

Date Printed: 25-10-2021

#	Customer	Part Name	Product Code	Cycle Time	Cavity	Material	Item Code	Machine Tonnage
1	GENERAL	SPOUT	WIP-SPOUT-NN02	20	4	EXXON MOBIL LLDPE 6101R(NAT)+8%COSMOTHE NE EV 101	CIM388/CIM459	
2	GENERAL	SPOUT	WIN-SPOUT-NN01	20	4	EXXON MOBIL LLDPE 6101R(NAT)+8%COSMOTHE NE EV 101	CIM388/CIM459	M2A HAITIAN, M3A HAITIAN, M6 VE



Detail product profile available for print





**End of Slides**